

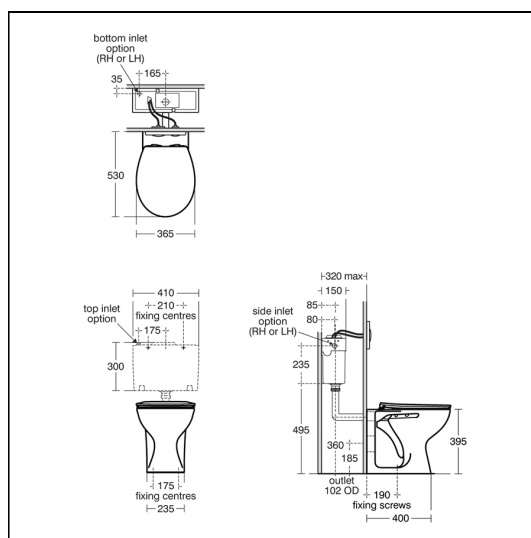
## Sandringham 21 Back-to-Wall Toilet

### ILLUSTRATED

<b>E8974</b>	Sandringham 21 back-to-wall toilet bowl with horizontal outlet
<b>E2125</b>	Conceala 2 concealed cistern universal height, side inlet cistern - pneumatic dual flush valve - no flushplate - 6/4 litre flush
<b>E1316</b>	Uni toilet seat and cover
<b>S4399</b>	Contemporary flush plate dual flush for Conceala 2 cisterns
<b>S9101</b>	Domex screws (pair)

### OPTIONS

<b>R0099</b>	ProSys electronic conversion kit for infra-red actuated flushplates (Septa Pro E1 & E2) (120 depth frames and cisterns only)
<b>R0137</b>	Septa Pro inspection plate white
<b>S4270</b>	Conceala 2 delay fill 4.5 litre cistern, single flush valve, bottom supply, internal overflow and alternative height plastic flushbends
<b>S3621</b>	Conceala 2 4.5 or 6 litre cistern, single flush syphon, bottom supply, internal overflow, alternative height plastic flushbends, no lever
<b>S3617</b>	Conceala 2 4.5 or 6 litre cistern, single flush syphon, side supply, internal overflow, plastic flushbend and long CP lever
<b>R0317</b>	ProSys 120 depth WC cistern, mechanical, front actuation
<b>R0318</b>	ProSys 120 depth WC cistern, pneumatic, front actuation
<b>S2985</b>	Sandringham 21 toilet seat and cover, slow close
<b>E1317</b>	Uni toilet seat and cover, metal hinges
<b>E1319</b>	Uni toilet seat only, metal hinges
<b>S4463</b>	Palm push button, pneumatic, plastic for 31mm maximum thickness partition
<b>S0767</b>	Oleas M2 mechanical dual flushplate Armitage Shanks - white
<b>S0857</b>	Oleas P2 pneumatic dual flushplate Armitage Shanks - chrome
<b>S0858</b>	Septa Pro M1 mechanical metal dual flushplate Armitage Shanks
<b>S0859</b>	Septa Pro M2 mechanical metal single flushplate Armitage Shanks
<b>S0775</b>	Septa Pro P1 pneumatic metal dual flushplate Armitage Shanks
<b>S0860</b>	Septa Pro P2 pneumatic metal dual small flushplate Armitage Shanks
<b>S0776</b>	Septa Pro P3 pneumatic metal single small flushplate Armitage Shanks
<b>R0136</b>	Septa Pro P4 pneumatic dual small flushplate with raised adjustable buttons
<b>P0109</b>	Septa Pro XS pneumatic push button no logo - chrome
<b>S0772</b>	Septa Pro E1 electronic (infrared) & manual metal dual flushplate Armitage Shanks
<b>S0773</b>	Septa Pro E2 electronic (infrared) metal dual flushplate Armitage Shanks



## Sandringham 21 Back-to-Wall Toilet

- S4300** Panekta outlet connector to convert horizontal outlet wcs to S or turned P trap
- S4305** Panekta outlet connector to convert horizontal outlet wcs to P trap

### ILLUSTRATED PRODUCT DETAILS






#### Weights

<b>E8974</b>	17.00 KG
<b>E2125</b>	2.66 KG
<b>E1316</b>	2.17 KG
<b>S4399</b>	1.10 KG
<b>S9101</b>	0.22 KG

#### Materials

<b>E8974</b>	Vitreous China
<b>E2125</b>	Plastic
<b>E1316</b>	Plastic
<b>S4399</b>	Chrome Plated Plastic
<b>S9101</b>	Metal

#### Finishes

<b>E8974</b>		White (01)
<b>E2125</b>		Neutral / No Finish (67)
<b>E1316</b>		White (01)
<b>S4399</b>		Chrome (AA)
<b>S9101</b>		White (01)

#### Capacity

<b>E2125</b>	6.0 litres
--------------	------------

#### Standards

WC bowl to BS EN 997 & BS EN 33

#### Special Notes

WC screwed to floor (not supplied) with 2 domex screws.  
Oleas and Septa pro flushplates are compatible with Prosys cisterns only.  
Please see flushplate section for full finish/colour options.